



# **Increasing Integration and Engagement for Resilience Planning**

Brian E. Wilkerson, MURP  
Revolution Advisors LLC

March 13, 2015

# Integration Across Departments

## Water

Ensure the reliable supply of clean drinking water as a fundamental component of public health

Provide sustainable water resources for agriculture and other businesses to support the economic development of the SRST

Mitigate extreme water fluctuations resultant of Missouri River flow mismanagement

Provide water utilities to homesites and businesses

Determine opportunities and feasibility of improved water treatment facilities

## Land

Land acquisition and ownership (Increase and consolidate tribal lands into larger, productive tribal tracts)

Proactively identify Land for Housing

Achieve comprehensive land use planning and zoning

## People

Educational outreach on land ownership, acquisition, and land consolidation efforts

Develop a TRIBAL FIRST public outreach campaign, designed to promote a unified vision for integrated planning among the eight districts.

Preserve the cultural heritage of the SRST

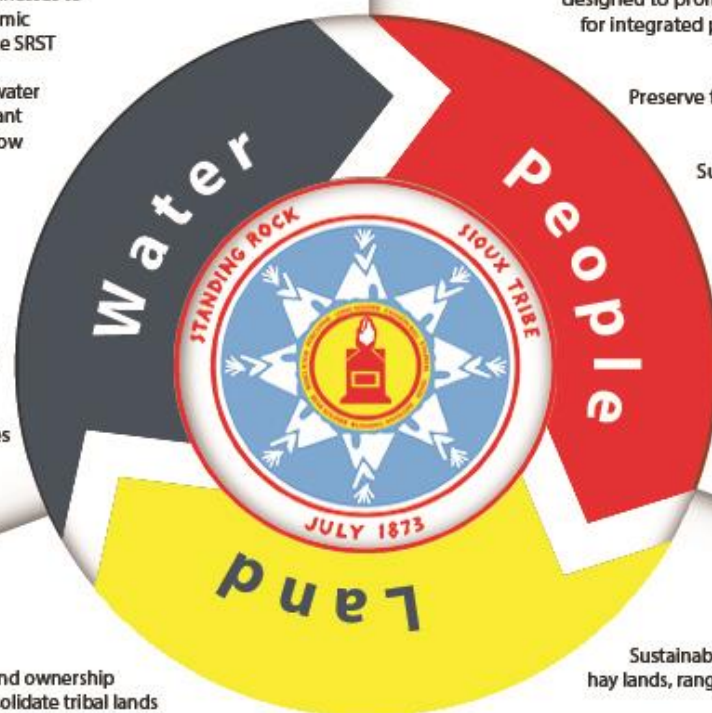
Support public health initiatives and programs

Promote a business-friendly environment that supports and encourages enrolled members

Sustainably manage croplands, hay lands, range and wildlife habitat

Coordinate pest management program across all resource mgmt departments

Leverage GIS mapping technology and land management software to aid decision making



2013-2017

Standing Rock Sioux Tribe



Integrated  
Resource  
Management  
Plan

# Achieving Integration



## RISK ASSESSMENT

- What natural, economic, geographic or other conditions pose threats?
- What assets or conditions in our community create opportunities?
- What could prohibit us from achieving our community vision? (likely / unlikely)



## FAR FUTURE MODELING

- What social, cultural, demographic and other changes should we track?
- What is the future of technology, business, world affairs, etc.?
- What disruptions could change the competitive advantage of our community?



## BUILD ORGANIZATION CAPACITY

- Increase the ability of our planners to assess and design for resilience
- Open organization boundaries to encourage exploration and sensemaking
- Build process mastery and connected networks



## INFUSE, MEASURE, ADAPT

- Make resilience an explicit criteria for evaluating plans
- Constantly measure and monitor resilience
- Adapt plans, policies, etc. based on the results

# Analyzing Investment in Common Terms

|   | Most Likely to Succeed | Maximum Revenue | Culture & Traditions | Training & Development | Self-Governance | Economic Self-Sufficiency | # of Living Wage Jobs | ED Outside Res Boundaries | Private Business Ownership | Infrastructure Improvement | Create Flexible Jobs | Address Housing Shortage | Clean, Healthy, Safe Community | Cohesive & Supportive Community |
|---|------------------------|-----------------|----------------------|------------------------|-----------------|---------------------------|-----------------------|---------------------------|----------------------------|----------------------------|----------------------|--------------------------|--------------------------------|---------------------------------|
| Increases Self-Governance                               | 3.50                   | 3.17            | 4.00                 | 4.00                   | 3.63            | 4.00                      | 4.14                  | 3.50                      | 3.50                       | 3.50                       | 4.00                 | 4.00                     | 3.50                           | 4.00                            |
| Increases Economic Self-Sufficiency                     | 3.88                   | 3.67            | 4.43                 | 4.43                   | 3.88            | 4.43                      | 4.43                  | 3.88                      | 3.88                       | 3.88                       | 4.43                 | 4.43                     | 3.88                           | 4.43                            |
| Livable Wage Jobs Created                               | 8.00                   | 9.00            | 9.14                 | 9.14                   | 8.50            | 9.14                      | 9.71                  | 8.00                      | 8.00                       | 8.00                       | 9.14                 | 9.14                     | 8.00                           | 9.14                            |
| Improves Infrastructure                                 | 3.50                   | 3.00            | 4.00                 | 4.00                   | 3.25            | 4.00                      | 3.71                  | 3.50                      | 3.50                       | 3.50                       | 4.00                 | 4.00                     | 3.50                           | 4.00                            |
| Creates Alternative Approaches to Housing Shortage      | 2.75                   | 2.67            | 3.14                 | 3.14                   | 2.75            | 3.14                      | 3.14                  | 2.75                      | 2.75                       | 2.75                       | 3.14                 | 3.14                     | 2.75                           | 3.14                            |
| Promotes Clean, Safe, Healthy, Substance-Free Community | 3.25                   | 3.17            | 3.71                 | 3.71                   | 3.25            | 3.71                      | 3.71                  | 3.25                      | 3.25                       | 3.25                       | 3.71                 | 3.71                     | 3.25                           | 3.71                            |
| Promotes Cohesive & Supportive Community                | 2.38                   | 2.33            | 2.71                 | 2.71                   | 2.38            | 2.71                      | 2.71                  | 2.38                      | 2.38                       | 2.38                       | 2.71                 | 2.71                     | 2.38                           | 2.71                            |

# Examples From Communities



- Energy Production for Community Needs and Competitive Advantage
- Virtuous Cycle of Food Production and Community Health
- Broadband as a Business and Community Foundation
- Taking Over Services from Outside Providers



- Ongoing **Alignment** around Community Vision and Promote **Involvement / Connection**
- Regular **Scenario Modeling** with Triangle Distributions (Best / Worst / Likely)
- Build **Diversity** and **Modularity**
- **Connections** with Outside Resources (other communities, etc.) for Exploration, Sensemaking, and Assistance
- Rapid **Feedback** Loops that Translate into Action

# Integration Model



# Community First Development

- Focus Development on Systematically Meeting the Needs of the People
- Address Key Systems
  - Food Security
  - Energy
  - Water
  - Housing
  - Transportation
  - Public Health
  - Government
  - Safety
  - Elder Care
- At the same time, provides an Advantage for Economic Development



# Strategies for Ensuring Participation

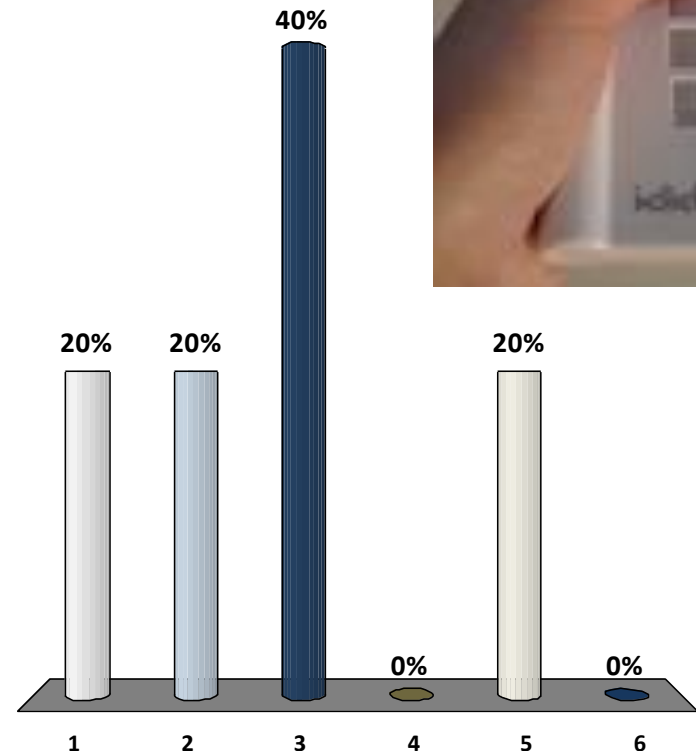
- Meet them where they are
- Bring a friend (or 100 friends)
- My kid made me do it
- Bribe them (or provide incentives)
- Chain Letters
- Make it Timely
- Moving Beyond the “Usual Suspects”



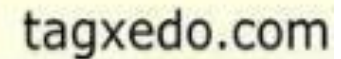
# Moving Beyond Traditional Meeting Designs

**Which is the most important among the following categories of goals?**

1. Development that reflects Community Character
2. Self-Sufficiency
3. Promoting Entrepreneurship
4. Education, Housing, and Infrastructure that Promote Economic Development
5. Healthy Community
6. Promoting Full Employment with Living Wage Jobs



**Example Numbers Only**



- 1) Coordinate policies and leverage investment
- 2) Enhance economic competitiveness
- 3) Support existing communities
- 4) Promote equitable, affordable housing
- 5) Provide more transportation choices



**Proprietary and Confidential**

# Keys to Consensus Building

- Creating Goals that measure the interests of **ALL stakeholders**
- Creating measures that can demonstrate the impact of a given policy option or development option on **ALL goals**
- **Simulating** multiple possible futures
- Showing the **complete set of impacts** from a given option in ways that stakeholders can understand
- Helping to illustrate **tradeoffs** and building on **common ground**
- Effective **facilitation** and focus on objective analysis



**Questions?**



**THANK YOU**

Brian E. Wilkerson

**Revolution Advisors LLC**

[bwilkerson@revolution-advisors.com](mailto:bwilkerson@revolution-advisors.com)

(720) 409-5301

