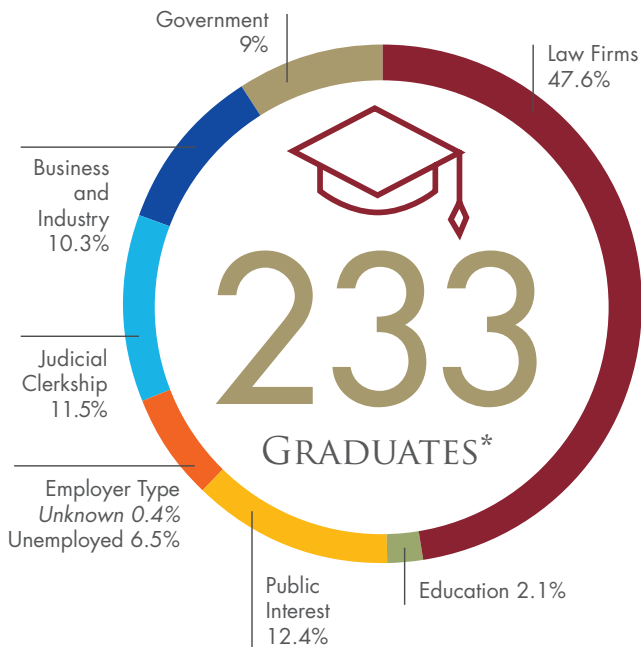


## CLASS OF 2021 EMPLOYMENT STATISTICS 10 MONTHS AFTER GRADUATION



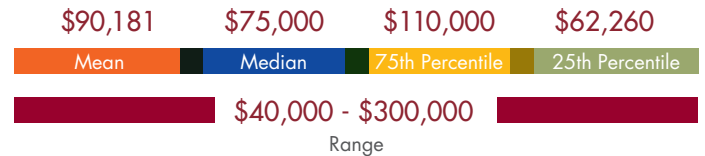
### SALARY INFORMATION

Information is based on full-time salaries that were reported or publicly available.

#### ALL REPORTED FULL-TIME SALARIES

Our salary statistics are based on obtaining full time salaries from 68% of the class, which were reported or publicly available.

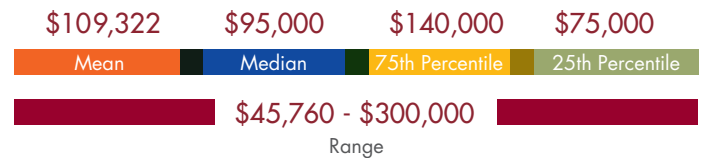
Equation: 159 known salaries divided by 233 JD graduates in the class = 68% of the class.



#### PRIVATE SECTOR

This includes positions in law firms, business and industry (based on the 95 salaries reported or publicly available for graduates employed in the private sector, which represents 41% of the class.)

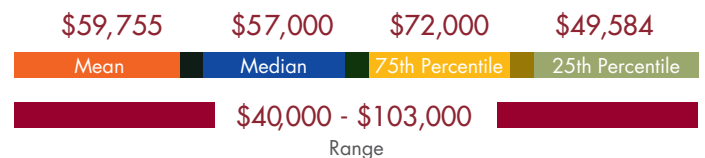
Equation: 95 known private sector salaries divided by 233 JD graduates in the class = 41% of the class.



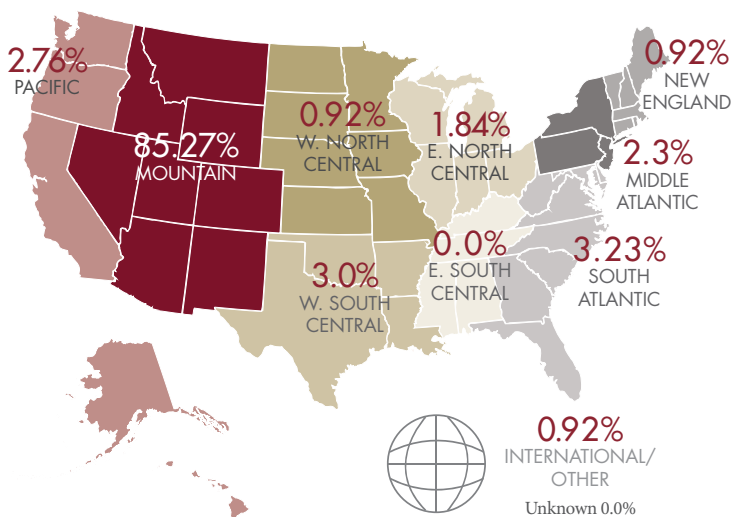
#### PUBLIC SERVICE

This includes government positions, judicial clerkships, academic posts, or positions with non-profit advocacy or cause-oriented organizations (based on the 64 salaries reported or publicly available for graduates employed in public service, which represents 27% of the class.)

Equation: 64 known public sector salaries divided by 233 JD graduates in the class = 27% of the class



### GEOGRAPHIC LOCATION OF EMPLOYED GRADUATES



# 95.2%

## GRADUATES EMPLOYED IN PROFESSIONAL POSITIONS

\*\*While we ask all graduates who are employed in full-time positions to provide their salaries, salary information is more difficult to obtain than employment status. Of the 233 graduates, 227 sought employment of which 216 (95.2%) are employed in professional positions.

Further information about our Office of Career Development and Opportunities and our employment statistics can be found at [www.law.du.edu/career](http://www.law.du.edu/career) and [www.law.du.edu/career-development-and-opportunities/employment-statistics](http://www.law.du.edu/career-development-and-opportunities/employment-statistics), respectively.

\*Denver Law Class of 2021 ABA Employment Summary: <https://law.du.edu/careers/employment-statistics>

Of the 233 Graduates, 93.1% are employed, 6.5% are unemployed. 1 was not known to be seeking employment. Please note that the number of employed graduates includes two law school funded positions.

The 6.5% unemployed are comprised of 15 individuals. 10 seeking employment, 1 not seeking employment, 3 employment start date deferred, and 1 enrolled in graduate studies.

For detailed information about our employment outcomes for the JD class of 2021, please visit the Careers section of our website, [www.law.du.edu](http://www.law.du.edu) and go to the Employment Statistics page.

The University of Denver is an equal opportunity/affirmative action university.