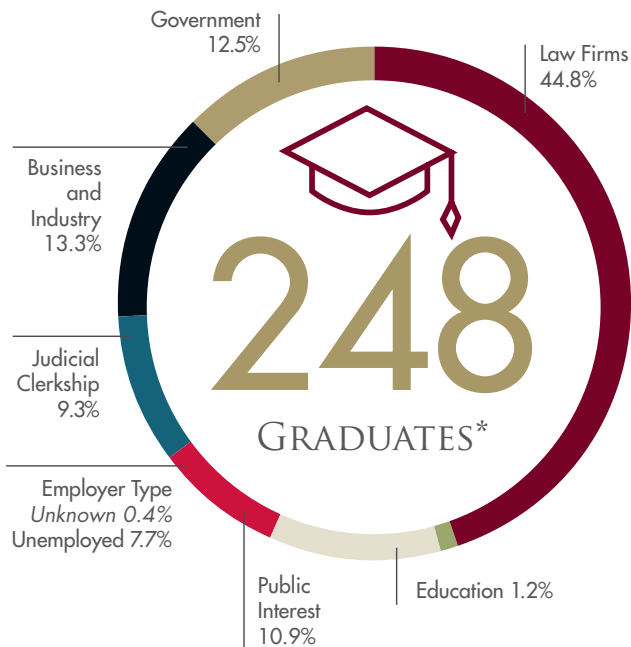




CLASS OF 2022 EMPLOYMENT STATISTICS 10 MONTHS AFTER GRADUATION



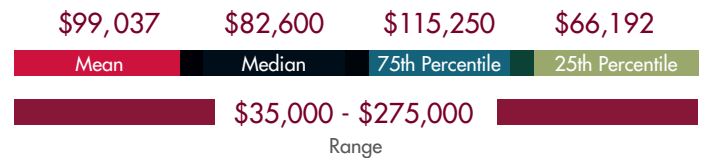
SALARY INFORMATION

Information is based on full-time salaries that were reported or publicly available.

ALL REPORTED FULL-TIME SALARIES

While we ask all graduates who are employed in full-time positions to provide their salaries, salary information is more difficult to obtain than employment status. Our salary statistics are based on obtaining full time salaries from 64% of the class, which were reported or publicly available.

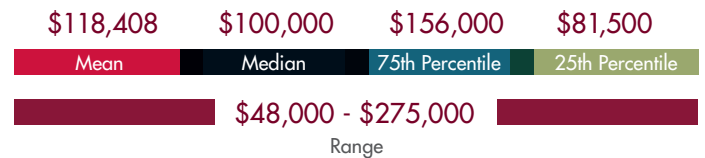
Equation: 192 known salaries divided by 248 JD graduates in the class = 77% of the class.



PRIVATE SECTOR

This includes positions in law firms, business and industry (based on the 120 salaries reported or publicly available for graduates employed in the private sector, which represents 48% of the class.)

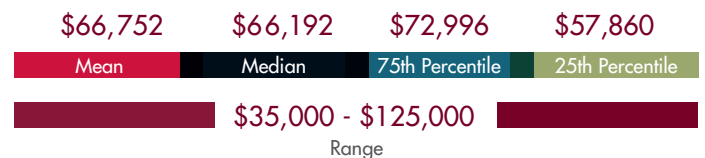
Equation: 120 known private sector salaries divided by 248 JD graduates in the class = 48% of the class.



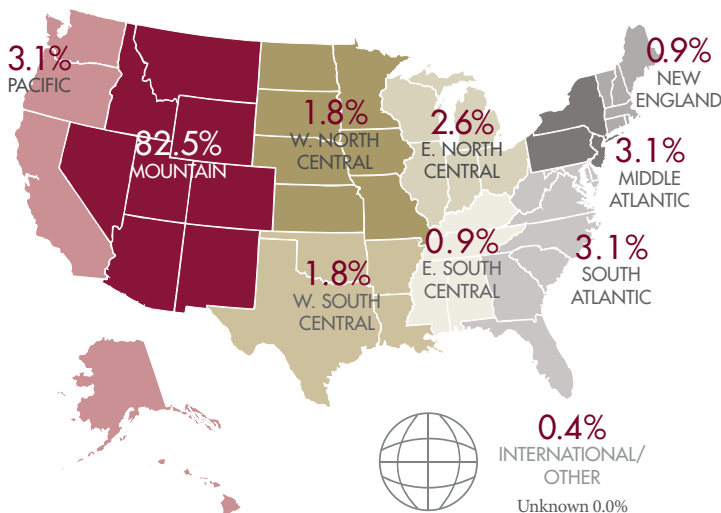
PUBLIC SERVICE

This includes government positions, judicial clerkships, academic posts, or positions with non-profit advocacy or cause-oriented organizations (based on the 72 salaries reported or publicly available for graduates employed in public service, which represents 29% of the class.)

Equation: 72 known public sector salaries divided by 248 JD graduates in the class = 29% of the class



GEOGRAPHIC LOCATION OF EMPLOYED GRADUATES



94.6%**

GRADUATES EMPLOYED IN PROFESSIONAL POSITIONS

**Of 248 graduates, 240 sought employment of which 227 (94.6%) are employed in professional positions, which include jobs requiring bar admission, where the JD provides an advantage, or where professional skills or training are required. We also count university-funded positions where graduates perform legal work for judges and government agencies.

Further information about our Office of Career Development and Opportunities and our employment statistics can be found at www.law.du.edu/career and www.law.du.edu/career-development-and-opportunities/employment-statistics, respectively.

*Denver Law Class of 2022 ABA Employment Summary: <https://law.du.edu/careers/employment-statistics>

Of the 248 Graduates, 228 are employed, 19 are unemployed. 2 were not known to be seeking employment, 1 has an unknown unemployment status. Please note that the number of employed graduates includes 5 law school funded positions.

The 7.7% unemployed are comprised of 19 individuals. 12 seeking employment, 2 not seeking employment, 3 employment start date deferred, and 2 enrolled in graduate studies.

For detailed information about our employment outcomes for the JD class of 2022, please visit the Careers section of our website, www.law.du.edu and go to the Employment Statistics page.

The University of Denver is an equal opportunity/affirmative action university.